

Certificate of Analysis
Company: Grass Roots Vermont
 84 Lovers LN
 Brandon, VT 05733

Sample ID: ChemDawgx20g
Lot: FAH-GRVT204496
Matrix: Flower

Report Date: 5/24/2023
Date Analyzed: 5/23/2023
Analyst: 011
Report ID: C230517AM

Customer ID: 230207-0
Grower License #: RD3083365

Date Sampled: N/A
Date Received: 5/17/2023

Cannabinoid Summary

Cannabinoid Profile	LOQ (mg/g)	Concentration (mg/g)	Weight (%)
CBDVA	0.0005	<LOQ	<LOQ
CBDV	0.0012	<LOQ	<LOQ
CBDA	0.0008	1.07	0.11
CBGA	0.0008	4.63	0.46
CBG	0.0019	1.74	0.17
CBD	0.0019	<LOQ	<LOQ
THCV	0.0021	<LOQ	<LOQ
CBN	0.0013	<LOQ	<LOQ
Δ9-THC	0.0020	10.62	1.06
Δ8-THC	0.0019	<LOQ	<LOQ
THC-A	0.0034	282.30	28.23
CBC	0.0024	<LOQ	<LOQ
Total THC		258.20	25.82
Total CBD		0.94	0.09
Total Cannabinoids		300.36	30.04

25.82%
Total THC

0.09%
Total CBD

30.04%
Total Cannabinoids

1.06%
Δ9-THC

9.32%
Percent Moisture

1 : 0
THC : CBD Ratio

Cannabinoids Methodology: High Performance Liquid Chromatography (HPLC) using PerkinElmer FLEXAR™ with Photo Diode Array Detector (PDA)

Total CBD and total THC are calculated values, to account for assumed decarboxylation from the acid form (THCA or CBDA) to the neutral form, causing weight loss of the acid group. These values are calculated as follows:
 Total THC = (THCA x 0.877) + Δ9-THC Total CBD = (CBDA x 0.877) + CBD
 Ratio of Total CBD: Total THC Reagent Blanks: < LOQs for all analytes


LOQ = The lowest quantity that this method can reliably detect. Any cannabinoid that was not detected is assumed to be less than the stated LOQ (<LOQ).

All results reflect dry weight of material, based on % moisture of the sample.

Measurement of Uncertainty (MU): the parameter, associated with the result of a measurement, that characterizes the dispersion of the values that could reasonably be attributed to the particular quantity subject to measurement.
 Δ9-THC MU = ±0.005% Total THC MU = ±0.007%

All other cannabinoid MU values are available upon request.

All moisture analysis is determined by loss-on-drying measurement using OHAUS Model MB90 Moisture Content Readers.



This report shall not be reproduced except in full without approval of the laboratory. This is to provide assurance that parts of a report are not taken out of context. Results apply to the samples as received.

Certified by: *Luke E. M.*
 Luke Emerson Mason (Laboratory Director, Bia Diagnostics)



Certificate of Analysis

Company: Grass Roots Vermont
84 Lovers LN
Brandon, VT 05733

Sample ID: ASxCheesilxChemDx20G
Lot: FAH
Matrix: Flower


Report Date: 5/30/2023
Date Analyzed: 5/26/2023
Analyst: 011
Report ID: C230517AR

Customer ID: 230207-0
Grower License #: RD3083365

Date Sampled: N/A
Date Received: 5/17/2023

Pathogen Summary

Target Pathogens	Method	LOD (cfu/g)	Result (cfu/g)
Aspergillus - flavus, fumigatus, niger, terreus	Aspergillus AOAC PTM No. 032104	5	<LOD
STEC	STEC Virx AOAC PTM No. 121203	5	<LOD
Salmonella spp.	Salmonella II AOAC PTM No. 010803	5	<LOD



Test Methodology: Bio-Rad iQ-Check PCR Kits

cfu/g = colony forming units per gram

LOD = The lowest quantity that this method can reliably detect. Any microbial growth that was not detected is assumed to be less than the stated LOD (<LOD).

Reagent Blanks: <LOD for all analytes

This report shall not be reproduced except in full without approval of the laboratory. This is to provide assurance that parts of a report are not taken out of context. Results apply to the samples as received.

Certified by: *Luke E. M.*
Luke Emerson Mason (Laboratory Director, Bia Diagnostics)

Certificate of Analysis
Company: Grass Roots Vermont
 84 Lovers LN
 Brandon, VT 05733

Sample ID: ASxCheesixChemDx20G
Lot: FAH
Matrix: Flower

Report Date: 5/30/2023
Date Analyzed: 5/25/2023

Customer ID: 230207-0

Date Sampled: N/A

Analyst: 045

Grower License #: RD3083365

Date Received: 5/17/2023

Report ID: C230517AR


Pesticides/Mycotoxins Summary

Category II Residual Pesticide	LOQ (ppm)	Concentration (ppm)
Abamectin	0.0100	<LOQ
Acephate	0.0010	<LOQ
Acequinocyl	0.0010	<LOQ
Azoxystrobin	0.0010	<LOQ
Bifenazate	0.0010	<LOQ
Bifenthrin	0.0010	<LOQ
Carbaryl	0.0010	<LOQ
Cypermethrin	0.0100	<LOQ
Etoxazole	0.0010	<LOQ
Imidacloprid	0.0010	<LOQ
Myclobutanil	0.0010	<LOQ
Pyrethrin I	0.0010	<LOQ
Pyrethrin II	0.0010	<LOQ
Spinosyn A	0.0010	<LOQ
Spinosyn D	0.0010	<LOQ

Category II Mycotoxin	LOQ (ppm)	Concentration (ppm)
Ochratoxin A	0.0020	NOT TESTED
Aflatoxin B1	0.0002	NOT TESTED
Alfatoxin B2	0.0010	NOT TESTED
Alfatoxin G1	0.0002	NOT TESTED
Alfatoxin G2	0.0010	NOT TESTED

Category I Residual Pesticide	LOQ (ppm)	Concentration (ppm)
Chlorpyrifos	0.0010	<LOQ
Imazalil	0.0010	<LOQ

9.19%
Percent Moisture



LOQ = The lowest quantity this method can reliably detect. Any pesticide or mycotoxins that was not detected is assumed to be less than the stated LOQ (<LOQ).

All results reflect dry weight of material, based on % moisture of the sample.

ppb = parts per billion

Pesticides/Mycotoxin Methodology: Liquid Chromatography with Tandem Mass Spectrometry using PerkinElme QSight[®] LX50 UHPLC and QSight 220 Mass Spectrometer

All moisture analysis is determined by loss-on-drying measurement using OHAUS Model MB90 Moisture Content Readers.

Certified by:

Luke Emerson Mason (Laboratory Director, Bia Diagnostics)

This report shall not be reproduced except in full without approval of the laboratory. This is to provide assurance that parts of a report are not taken out of context.

Results apply to the samples as received.